

Town of North Yarmouth

Jim Damicis
Rachel Selsky



March 16, 2017

Agenda

- I. Scope Overview
- II. Data & Interview Findings
- III. Opportunities & Challenges
- IV. Themes
- V. Vision Statement
- VI. Goal Areas



Scope Overview

Task 1. Project Start-Up

Task 2. Existing Capacity, Prior Plans, Relevant Documents and Reports

Task 3. Demographic and Economic Base Analysis

Task 4. Stakeholder and Business/Industry Interviews



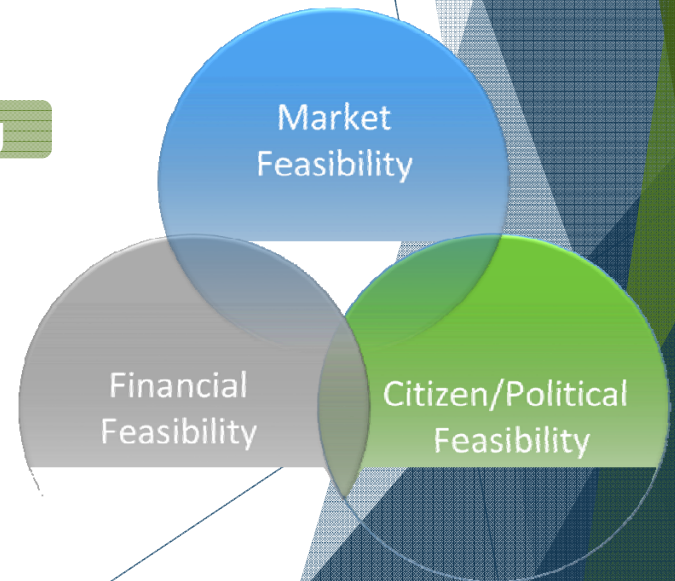
Task 5. Committee Meeting - Findings, SWOT and Visioning

Task 6. Action Plan Matrix

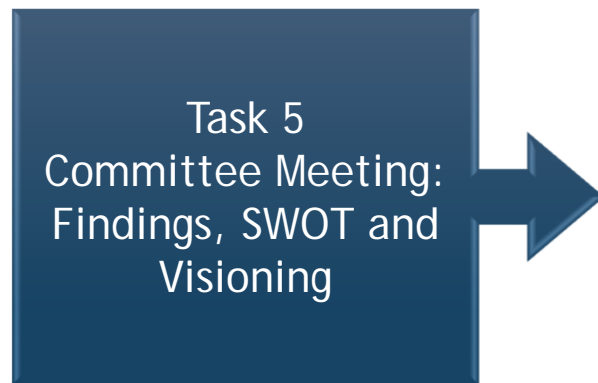
Task 7. Draft Economic Development Plan

Task 8. Final Document and Presentation

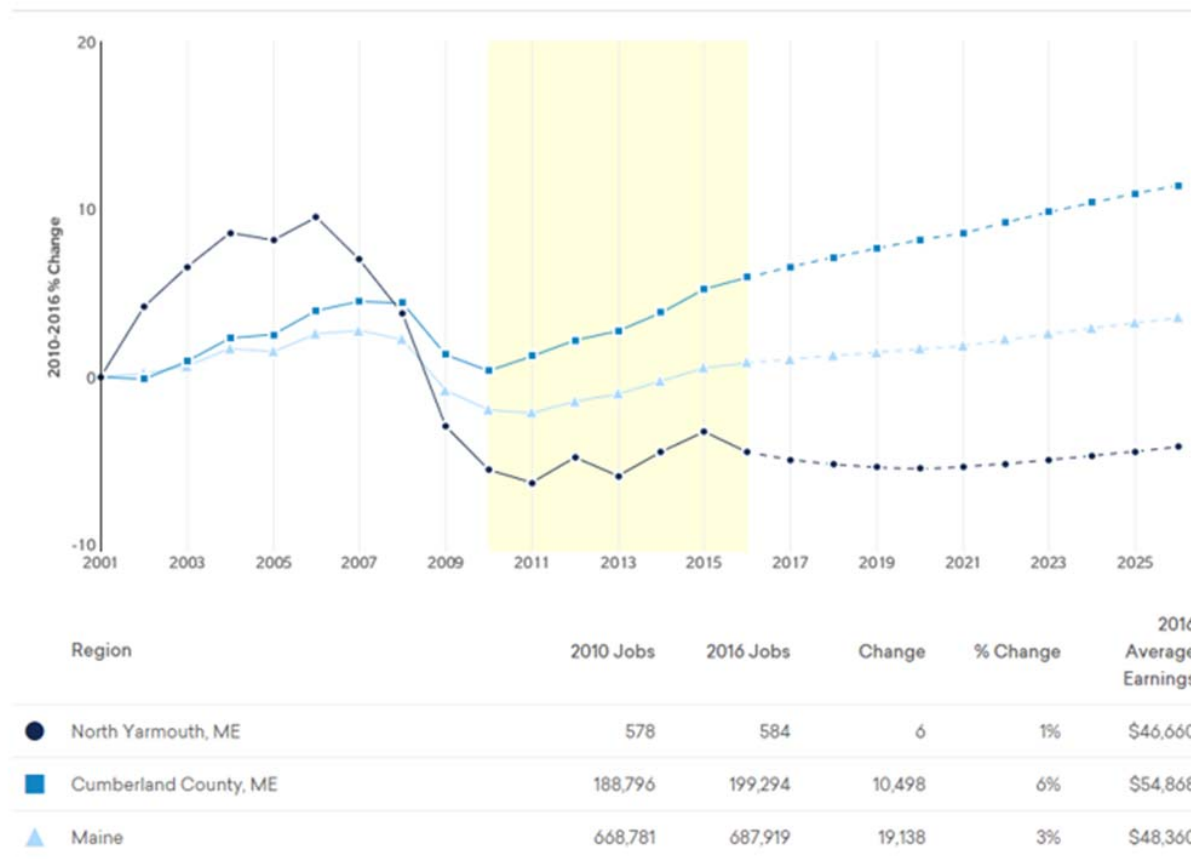
Task 9. Implementation Support



Where We Are



Data Analysis: Economic Overview

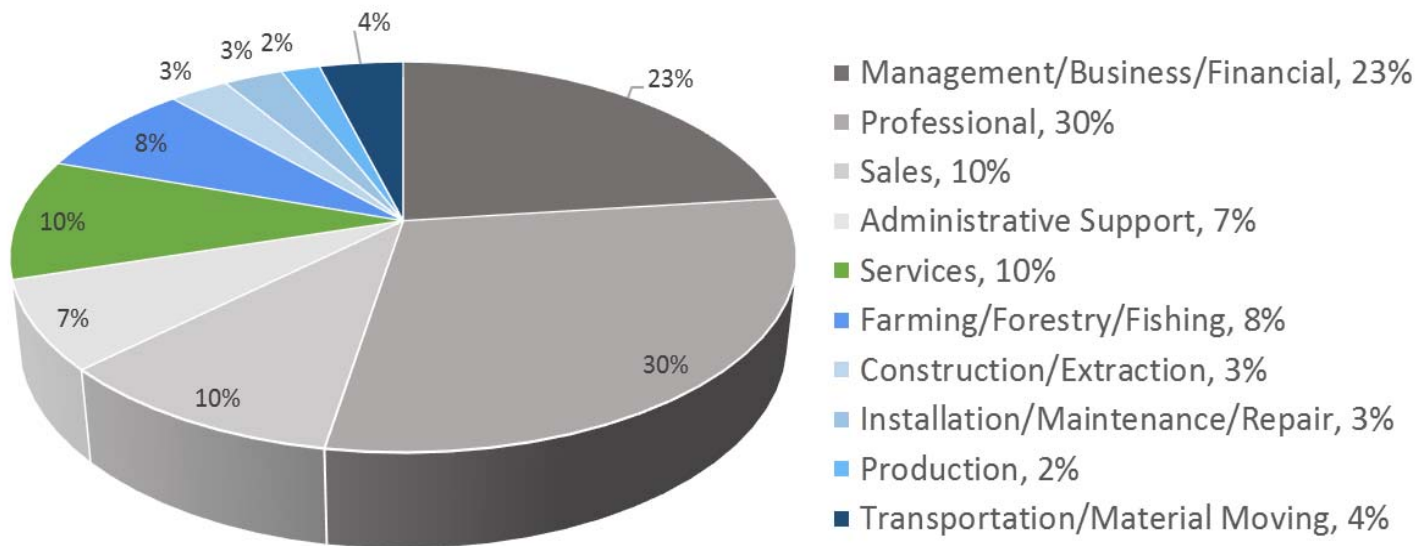


Source: Emsi

Data Analysis: Occupations

People who live in North Yarmouth

Employed Population by Occupation, 2016
Town of North Yarmouth



Economic Indicators, 2014

Region	Labor Force Participation Rate	Unemployment Rate
Town of North Yarmouth	77.6%	4.6%
Cumberland County	68.8%	5.8%
Maine	63.9%	7.4%

Data Analysis: Occupations

People Who Work in North Yarmouth

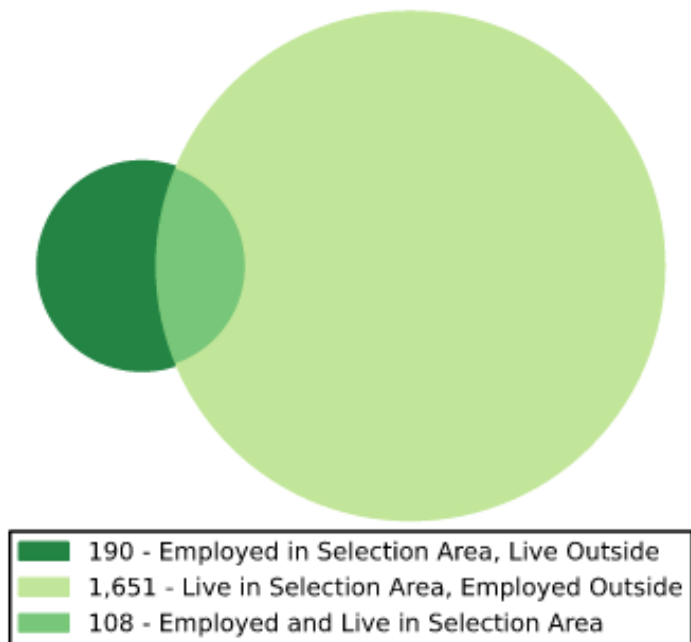
Town of North Yarmouth, Top Occupations

SOC (5-digit)	Description	2016 Jobs	2021 Jobs	2016 - 2021 Change	2016 - 2021 % Change	Median Hourly Earnings	Typical Entry Level Education
47-2061	Construction Laborers	33	33	0	0%	\$14.45	No formal educational credential
37-3011	Landscaping and Groundskeeping Workers	30	31	1	3%	\$15.01	No formal educational credential
47-2031	Carpenters	27	26	(1)	(4%)	\$17.25	High school diploma or equivalent
47-1011	First-Line Supervisors of Construction Trades and Extraction Workers	13	12	(1)	(8%)	\$24.38	High school diploma or equivalent
11-1021	General and Operations Managers	12	12	0	0%	\$39.09	Bachelor's degree

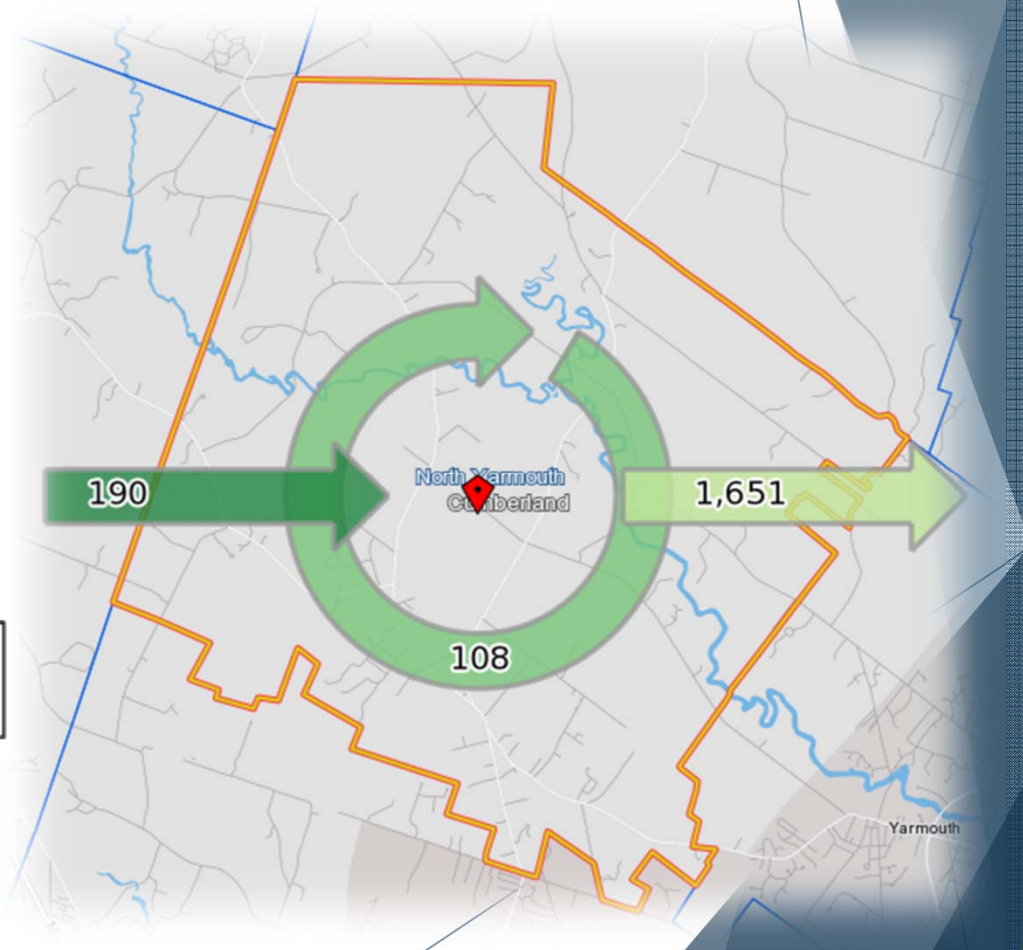
Source: Esri

Data Analysis: Commuter Inflow/Outflow

Inflow/Outflow Job Counts in 2014

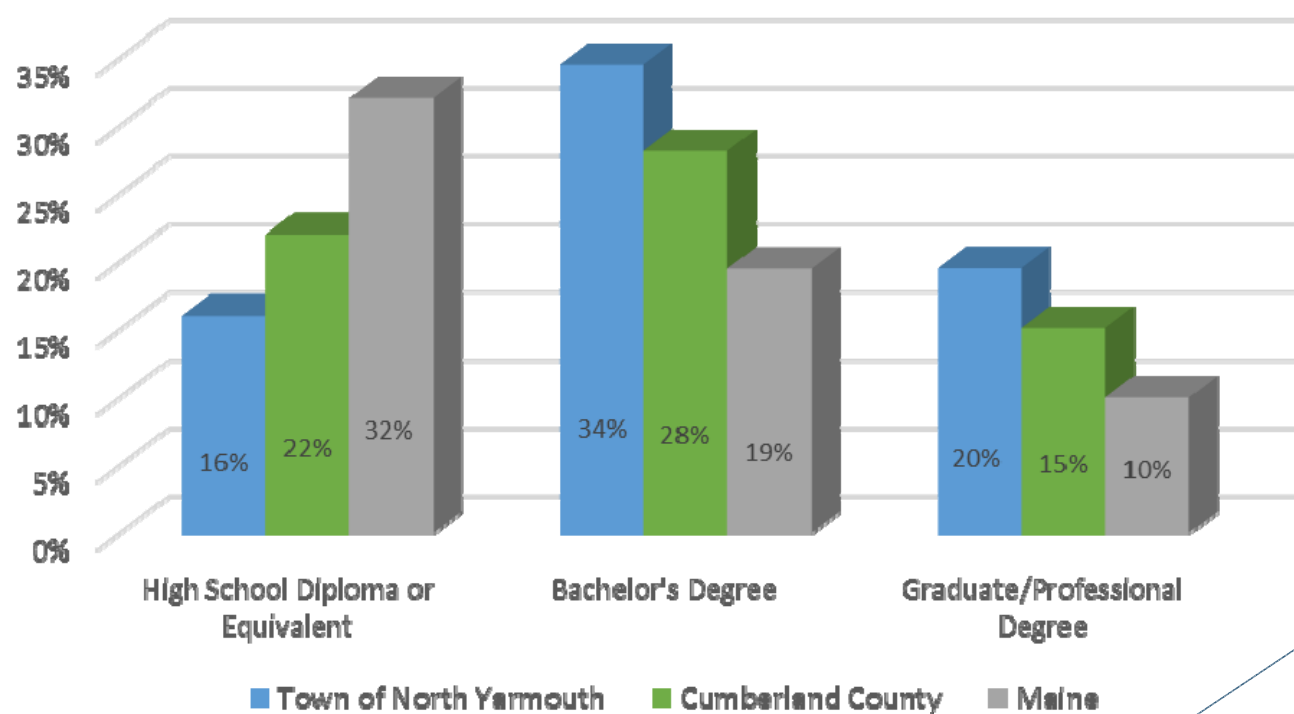


Source: Census OnTheMap



Data Analysis: Educational Attainment

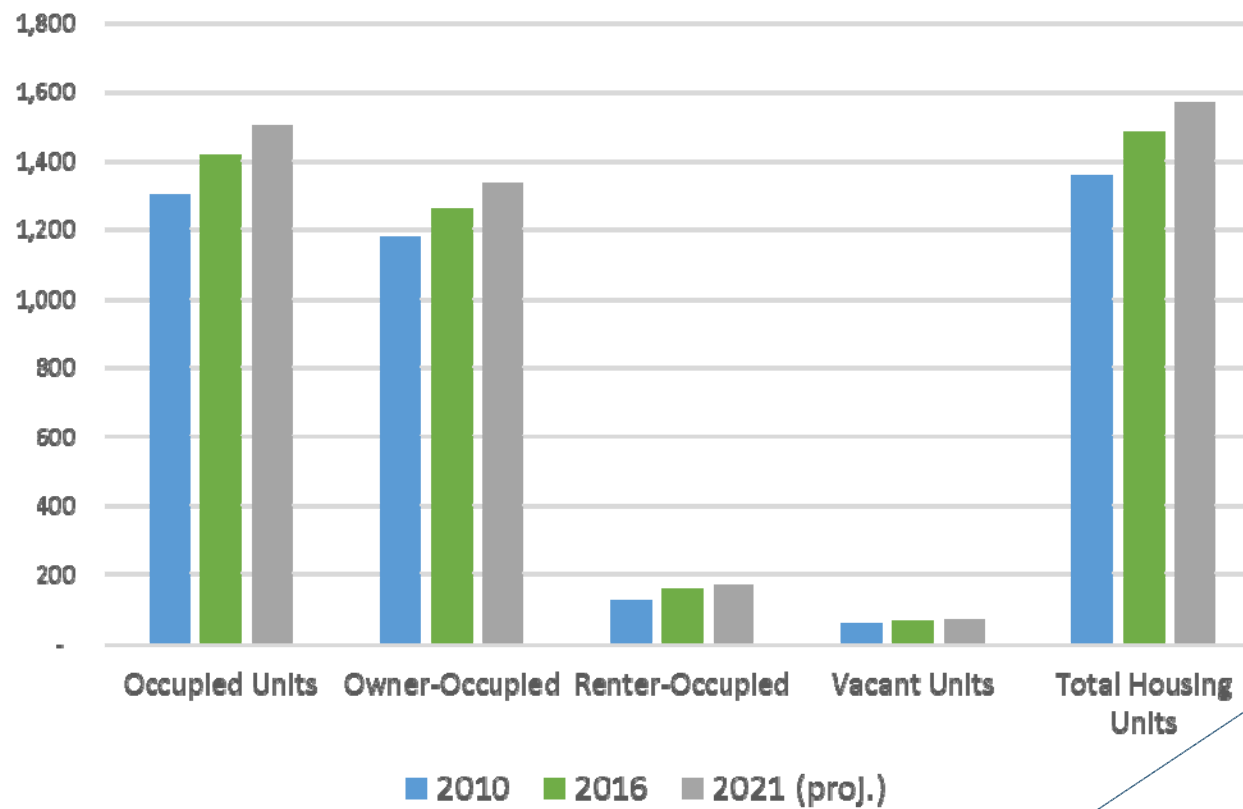
Educational Attainment, 2016



Source: Esri

Data Analysis: Housing

Housing Tenure, Town of North Yarmouth

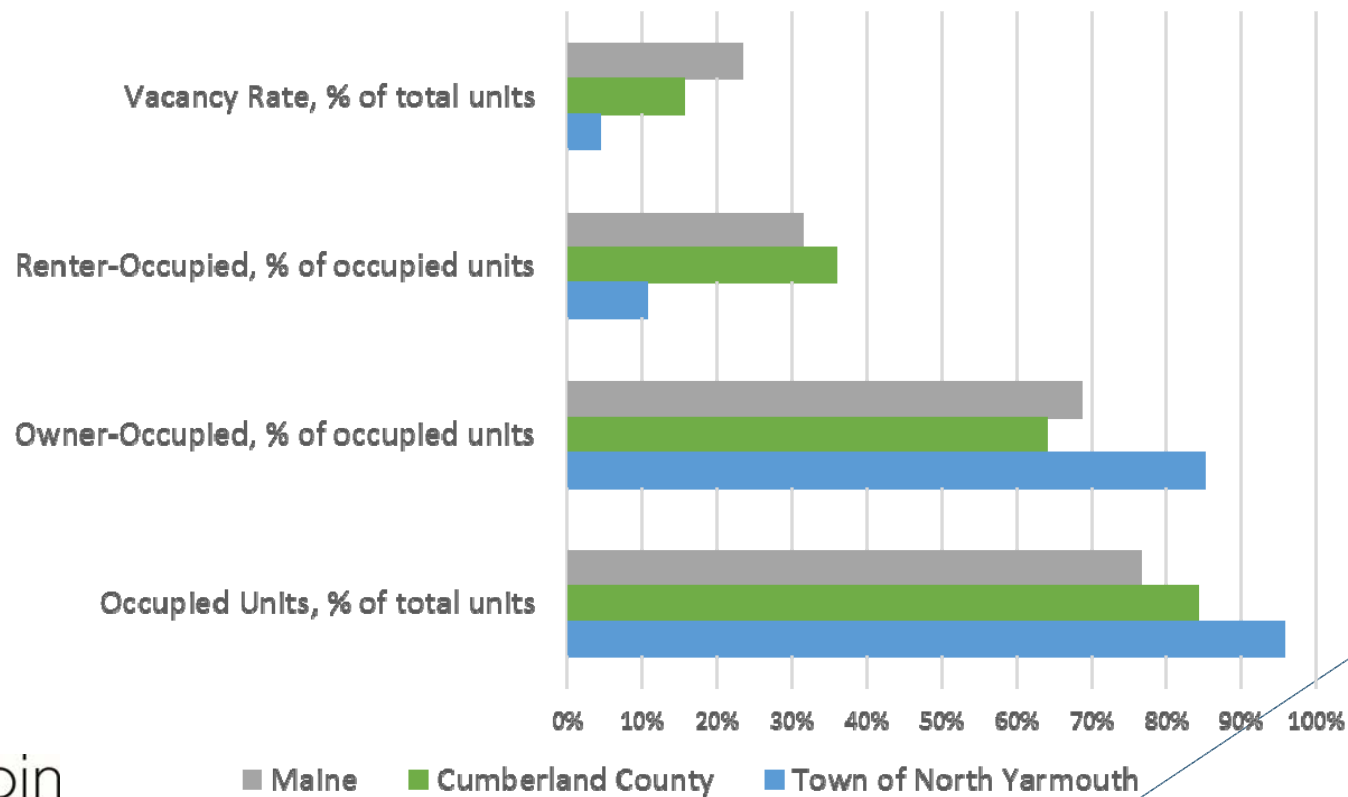


Source: Esri



Data Analysis: Housing

Housing Tenure Comparison, 2016



Source: Esri



Interview Findings

Some of the things we heard were...

Moved to North Yarmouth for the high quality of life, rural character, and access to employment and services

Lack of community center, need for more affordable housing, and services for children and families

Great school system, amazing recreational resources, and low taxes

Themes

Recreation
and Cultural
Resources

Agricultural
Zone
Protection
and Economy

Village
District
Development
and Economy

Support of
“Right-Sized”
Economic
Development

Community
Engagement
Around the Future
of the Town

Diversifying
the Housing
Stock

Opportunities & Challenges

- 
- High quality of life
 - Sense of engagement
 - Recreation resources
 - Education system
 - Access to employment, services, and entertainment centers
 - Comprehensive Plan
 - Sand and gravel aquifer
 - Undeveloped areas
 - Agricultural economy
 - Historic area
 - Concentration of construction industry

- Strength of community assets and amenities
- Rural character and natural resources

- 
- Housing options
 - Sewer system
 - Limited space for young children
 - Public transportation options
 - Disconnect between community about future vision
 - Limited services in Town
 - Contract zoning
 - No fiber
 - Bedroom community

- Balance of future development & critical natural resource areas
- Bridging divisiveness within community

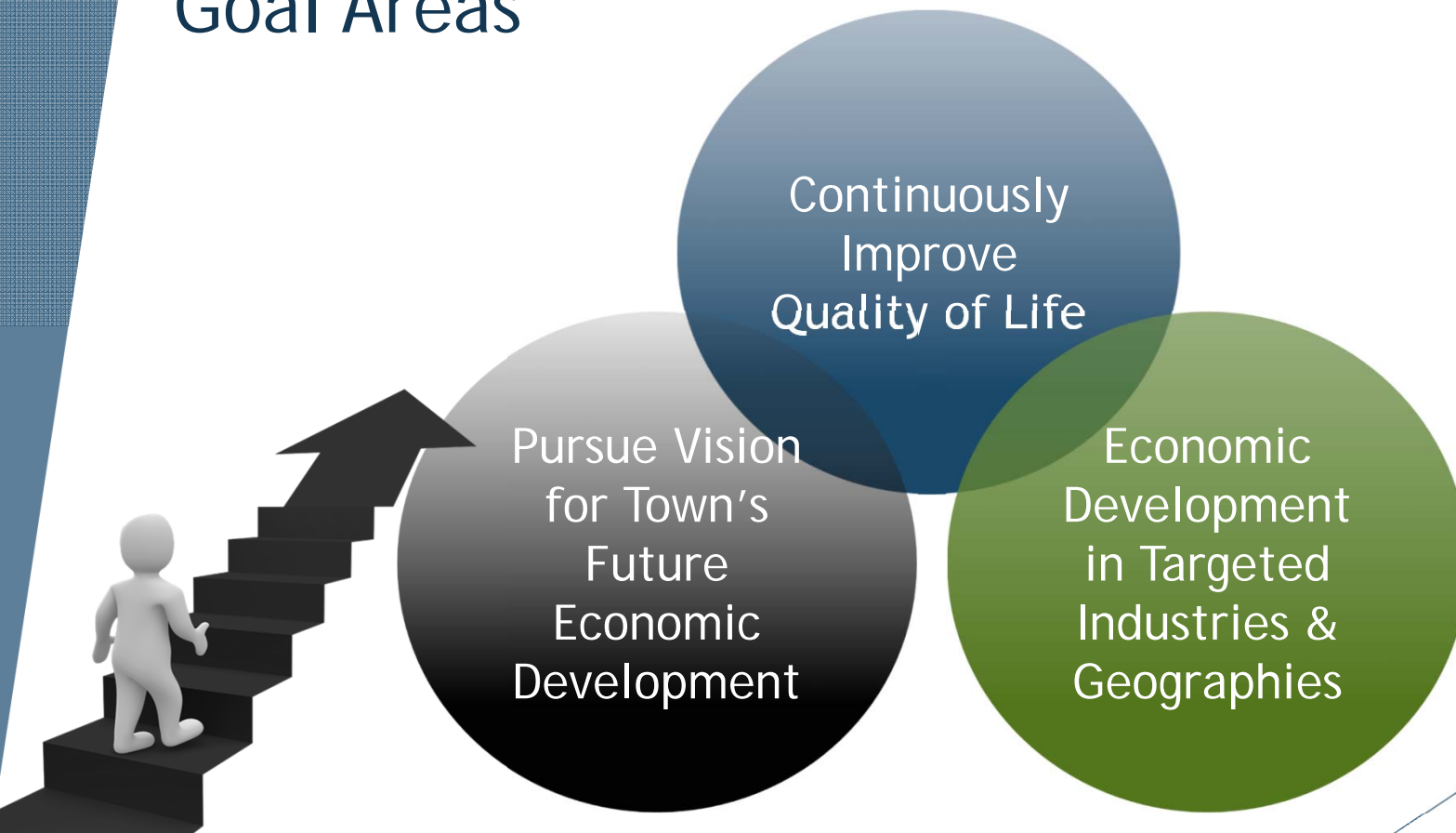
Vision Statement

"The Town of North Yarmouth recognizes and seeks to maintain its unique character as a still largely rural/country town, but in close proximity to major urban centers.

The Town seeks to guide residential growth while attracting appropriate commercial growth while maintaining the appeal of its country character and by preserving natural, historical and cultural resources.

The Town desires to encourage the development of a village center, to protect natural resources and preserve the quality of the town's public water supply and to encourage recreational use of the town's extraordinary network of public parks, forests and trails."

Goal Areas



Goal Areas

Continuously Improve Quality of Life

- Recreation opportunities
- Cultural amenities
- Diversifying housing base
- Increase transportation options

Pursue Vision for Town's Future Economic Development

- Ongoing process of community discussions & engagement
- Work with surrounding communities
- Explore financing options
- Integration with Comprehensive Plan

Economic Development in Targeted Industries & Geographies

- Village district development and economy
- Agricultural land use and zoning
- Supporting small businesses and business parks
- Special projects to support community

Next Steps

Refine
Vision
Statement

Refine
Goal Areas

Prepare
Matrix

Strategy
Meeting

Finalize
Report
and Matrix

Questions



Jim Damicis
Senior Vice President

Phone: (207) 831-1061

Email: jim@camoinassociates.com

LinkedIn: www.linkedin.com/in/jdamicis/

Rachel Selsky
Senior Economic Development Specialist

Phone: (802) 579-1865

Email: rachel@camoinassociates.com

LinkedIn: www.linkedin.com/in/rachel-selsky-aicp-2751a2a/

